BIG FLOOR PLANS · SAMPLE TEACHING PLAN · TEACHER GUIDE

BFP-TP-01 The Teaching House

Residential · K-8 measurement, geometry, data and accessibility

A single-storey house with a foyer that opens to living on one side and dining on the other, a walk-through pantry to the kitchen, a primary suite behind its own vestibule, and three secondary rooms on one short hall. Every bedroom sits on an outside wall with its own escape window, and every room dimension was chosen so that a measurement lesson lands on a clean number.

Best for: Elementary and middle-school measurement, geometry, fractions, coordinates and data; ADA and universal design; residential construction pathways.

Licence: CC BY 4.0. Copy it, print it, change it, hand it to another teacher, sell a lesson built on it — the only condition is the credit line at the end of this guide. **It is an instructional drawing, not a construction document**: not stamped, not engineered, not for permitting, bidding or building.

House rule on any printed floor: walk only, measure kneeling, no running or racing. The rule is printed on the border of the full-size file.

What is in this file, and which page you actually need

This single PDF is the whole plan set. Ninety percent of teachers need exactly two pages: the **Letter teaching sheet** to project or photocopy, and the **Letter worksheet sheet** (same drawing, no dimensions) to hand out. Everything after those is for printing bigger. **Print by page number** — do not send the whole file to a copier, because the poster and full-size pages are much larger than letter paper and will come out shrunk.

Page	What it is	Use it for
1-7	**Teacher Guide** (this document)	Read first. Every room measured, the answer key, the checks, the field card.
8	Letter teaching sheet (grid, axes, dimensions, areas)	Project this one. It is your answer key.
9	Letter worksheet sheet (same drawing, nothing labelled)	Photocopy this one and hand it out. The students measure.
10	Letter clean sheet (plain architectural drawing)	Blueprint reading and CTE: a real drawing, not a worksheet.
11	Tabloid 11 x 17 teaching	Group work: dimensions a table of four can actually read.
12	Tabloid 11 x 17 worksheet	Group work: dimensions a table of four can actually read.
13	Tabloid 11 x 17 clean	Group work: dimensions a table of four can actually read.
14	ARCH D 24 x 36 poster (teaching)	Engineering print at Staples or FedEx Office, a few dollars.
15	ARCH E 36 x 48 poster (teaching)	The biggest sheet a normal print shop runs flat.
16	FULL SIZE teaching edition, drawn at 1:4	Send to a wide-format shop and ask for 400%. Check the 12-inch square.
17	FULL SIZE teaching, /UserUnit twin	Opens at true 1:1 in Acrobat and MuPDF only.
18	FULL SIZE clean edition, drawn at 1:4	Send to a wide-format shop and ask for 400%. Check the 12-inch square.
19	FULL SIZE clean, /UserUnit twin	Opens at true 1:1 in Acrobat and MuPDF only.

The CAD file is attached to this PDF. BFP-TP-01-clean.dxf — AutoCAD DXF R2000, inches, AIA layers — travels inside this file as a standard PDF attachment rather than as a separate download. Open this PDF in Adobe Acrobat Reader and click the paperclip in the left sidebar to save the DXF wherever you want it; Firefox lists it under the attachments tab of its sidebar. The PDF viewer built into Chrome does not show attachments at all, so download this file and open it in a reader rather than working from a browser tab.

How to print it, and what it costs

Size	Pages to send	Scale	Where	Typical cost
Letter 8.5 x 11	8	auto (stated on the sheet)	school copier	pennies; B&W is fine (the drawing is line-only)
Tabloid 11 x 17	11	auto	most school copiers	pennies
ARCH D 24 x 36	14	auto (3/8" or 1/2" = 1 ft)	Staples / FedEx Office engineering print	about $4.50 B&W at Staples list price ($0.75/sq ft)
ARCH E 36 x 48	15	auto (1/2" or 3/4" = 1 ft)	Staples / FedEx Office	about $9.00 B&W at Staples list price
FULL SIZE 48'-0" x 36'-0"	16	1:1 on the floor	Big Floor Plans (bigfloorplans.com/calculator)	priced on the printed sheet at $0.45/sq ft ($100 minimum), confirmed after file review; shipping quoted separately. Ships folded with lawn staples and a mallet

Read the full-size price carefully. The building footprint is 48'-0" x 36'-0" = 1,728 sq ft, but a printed floor is charged on the **sheet**, not the footprint. The teaching sheet carries the numbered grid margin (and any outdoor area drawn beyond the walls), so it measures 60'-10" x 42'-4" = 2,575 sq ft. The clean edition has no grid margin and measures 60'-4" x 41'-10" = 2,524 sq ft — only a little cheaper, so choose the edition you actually want to teach on, not the one that shaves a few dollars. The published rate is $0.45 per printed square foot with a $100 minimum. A sheet this size is produced in panels, so the final figure and the shipping are confirmed after file review. Send the PDF and get a firm number at bigfloorplans.com/calculator before you raise a purchase order.
Do not try to print the full-size pages on a school copier: at letter size the floor would be roughly 3,317 sheets. Tape one room out instead (field card below), or order the print.

Every room, measured (answer key)

Dimensions are **clear** (inside face of wall to inside face of wall). Coordinates are feet-and-inches from the **origin** at the inside south-west corner — the orange dot on the teaching edition. Walls are drawn at schematic thickness (0'-6" exterior, 0'-4" interior); this is not a framing detail.

Room	Clear size	Area	Perim.	Diag.	SW corner (x, y)	Why it is here
Living	16'-0" x 12'-0" (less corner)	184 SF	53'-8"	—	(0'-0", 0'-0")	16 x 12 minus a 4 x 4 corner: compound area, 184 SF
Entry	5'-0" x 12'-0"	60 SF	34'-0"	13'-0"	(16'-4", 0'-0")	
Dining	12'-0" x 12'-0"	144 SF	48'-0"	16'-11 3/4"	(21'-8", 0'-0")	12 x 12: 144 SF, perimeter 48 ft - same perimeter as the patio
Pantry	3'-0" x 12'-0"	36 SF	30'-0"	12'-4 1/2"	(34'-0", 0'-0")	
Kitchen	9'-8" x 12'-0"	116 SF	43'-4"	15'-5"	(37'-4", 0'-0")	
Powder	6'-0" x 4'-0"	24 SF	20'-0"	7'-2 1/2"	(0'-0", 12'-4")	4'-0" deep: the 60" turning circle does NOT fit
Coat Closet	5'-4" x 4'-0"	21.3 SF	18'-8"	6'-8"	(6'-4", 12'-4")	
Suite Vestibule	4'-0" x 4'-0"	16 SF	16'-0"	5'-8"	(12'-0", 12'-4")	
Hall Spur	5'-0" x 6'-0"	30 SF	22'-0"	7'-9 3/4"	(16'-4", 12'-4")	
Primary Bedroom	16'-0" x 12'-0"	192 SF	56'-0"	20'-0"	(0'-0", 16'-8")	16 x 12: diagonal exactly 20 ft (3-4-5 x 4)
Walk-in Closet	8'-0" x 6'-0"	48 SF	28'-0"	10'-0"	(0'-0", 29'-0")	
Bath 1	7'-8" x 6'-0"	46 SF	27'-4"	9'-8 3/4"	(8'-4", 29'-0")	7'-8" x 6'-0" clear: the 60" turning circle fits
Hall	24'-0" x 4'-0"	96 SF	56'-0"	24'-4"	(16'-4", 18'-8")	24'-0" straight run; 20 ft of it marked in tenths
Bath 2	6'-0" x 6'-0"	36 SF	24'-0"	8'-5 3/4"	(21'-8", 12'-4")	6 x 6: similar to the dining room, scale factor 2
Utility	8'-0" x 6'-0"	48 SF	28'-0"	10'-0"	(28'-0", 12'-4")	
Storage	2'-0" x 6'-0"	12 SF	16'-0"	6'-4"	(36'-4", 12'-4")	
Mudroom	8'-4" x 6'-0"	50 SF	28'-8"	10'-3 1/4"	(38'-8", 12'-4")	
Bedroom 3	9'-0" x 12'-0"	108 SF	42'-0"	15'-0"	(16'-4", 23'-0")	9 x 12: diagonal exactly 15 ft; same 108 SF as the patio
Study	8'-0" x 12'-0"	96 SF	40'-0"	14'-5"	(25'-8", 23'-0")	
Bedroom 2	13'-0" x 12'-0"	156 SF	50'-0"	17'-8 1/4"	(34'-0", 23'-0")	
Closet 2	6'-8" x 4'-0"	26.7 SF	21'-4"	7'-9 1/4"	(40'-4", 18'-8")	
Covered Patio (outside)	6'-0" x 18'-0"	108 SF	48'-0"	18'-11 3/4"	(47'-6", 0'-0")	6 x 18: 108 SF, perimeter 48 ft

Gross footprint: 48'-0" x 36'-0" = 1,728 SF. **Sum of clear room areas inside the walls:** 1546 SF. **Walls and the corner mass:** 182 SF = 10.5% of the footprint. That percentage is a real 7.RP.A.3 problem, and the reason a "1,200 SF house" never has 1,200 SF of rooms.

What was engineered into it

1. Footprint 48'-0" x 36'-0": the corner-to-corner diagonal is exactly 60'-0" (a 3-4-5 triangle x 12). Predict it, then walk it. **CCSS 8.G.B.7**
2. The Primary Bedroom is 16 x 12, so its diagonal is exactly 20'-0" (3-4-5 x 4). Bedroom 3 is 9 x 12: exactly 15'-0" (x 3). Two triples in one house lets students discover the family instead of memorising one. **CCSS 8.G.B.7, 8.G.B.8**

3. Dining (12 x 12) and the Covered Patio (6 x 18) have the SAME perimeter, 48 ft, and different areas (144 vs 108 SF). Walk both perimeters - same step count - then tile both. **CCSS 3.MD.D.8**

4. Bedroom 3 (9 x 12) and the Covered Patio (6 x 18) have the SAME area, 108 SF, and different perimeters (42 vs 48 ft). **CCSS 3.MD.D.8**

5. The Dining room (12 x 12) and Bath 2 (6 x 6) are geometrically similar with scale factor 2: walk twice as far, tile four times as many squares (144 vs 36 SF). Both are squares, so the doubling is visible without a calculation. **CCSS 7.G.A.1, 8.G.A.4**

6. Bath 1 is 7'-8" x 6'-0" clear: a 60-inch turning circle fits. The Powder room is 4'-0" deep: it does not. Both are ordinary rooms in an ordinary house - accessibility is a decision somebody made, not an accident. Find which rooms a wheelchair can turn in by measuring. **2010 ADA Standards 304.3.1**

7. Every water closet in the house holds its code clearances: at least 21 inches clear in front and 15 inches from the centreline to the nearest side wall. Measure all three and check them. **IRC R307.1**

8. A 5-12-13 right triangle is marked on the living room floor: legs of 12'-0" and 5'-0", hypotenuse exactly 13'-0". Walk the two legs, predict the third side, then walk it. Three Pythagorean triples live in this house - 3-4-5 in the footprint and two bedrooms, and 5-12-13 on the floor - so students meet the family rather than memorising one member. **CCSS 8.G.B.7, 8.G.B.8**

9. The living room has a canted corner with 4-foot legs: the only place in the house where a measured length is irrational (4 x sqrt(2) = 5.657 ft), and the only 45 and 135 degree angles. **CCSS 8.NS.A.2, 4.MD.C.6**

10. The living room is a rectangle minus a triangle: compute the area two ways (16 x 12 - 8, or by decomposition) and get 184 SF both times. **CCSS 6.G.A.1, 3.MD.C.7d**

11. The hall is a single 24-foot run. Twenty feet of it is marked in tenths: a walkable decimal number line where 0.1 = 2 feet. **CCSS 4.NF.C.6, 5.NBT.A.3**

12. Kitchen work triangle: sink, range and refrigerator are placed so every leg is between 4 and 9 feet and the sum is under 26 feet. **NKBA Guideline 6**

13. Walls are drawn at schematic thickness (6" exterior, 4" interior). Gross footprint 1,728 SF against 1,554 SF of clear room area INSIDE the walls - the covered patio is outside the footprint and does not count toward it. Walls and partitions are 10.1% of the house. **CCSS 7.RP.A.3**

14. Hall, hall spur and suite vestibule together are 142 SF - 8.2% of the floor spent on getting from room to room. Measure the corridors in your own school or home and compare. A plan that spends 15% on hallways is a plan you paid for twice. **CCSS 6.RP.A.3c**

Doors, and the accessibility checks

The 2010 ADA Standards used here: accessible route **36 in** minimum clear width (403.5.1); door clear opening **32 in** minimum (404.2.3); circular turning space **60 in** diameter (304.3.1); clear floor space **30 x 48 in** (305.3). A door drawn at 30" fails; 32" and 36" pass. This is a clearance study for a lesson, not an accessibility audit or a code review. **Some rows below fail on purpose.** Every failure in this table is real and is stated in its own words - a plan that only ever passes teaches students nothing about what failing looks like.

Check	What the plan shows	Result
Bath 1 turning space	7'-8" x 6'-0" clear (92" x 72") - 60" circle fits	**PASSES**
Powder room turning space	4'-0" deep (48") - 60" circle does not fit	**FAILS**
Hall width	4'-0" clear (48") - exceeds the 36" accessible route minimum	**PASSES**
Front door	36" - clear opening exceeds the 32" minimum	**PASSES**
Bedroom doors	32" - pass	**PASSES**
Water closet clearances	21" clear in front and 15" centreline to side wall in all three - pass	**PASSES**

Check	What the plan shows	Result
Pantry and powder doors	30" - below the 32" ADA clear-opening minimum. Ordinary in a house, and exactly what students should find by measuring.	**FAILS**

Door schedule: 4 x cased 48", 3 x cased 96", 3 x door 30", 12 x door 32", 2 x door 36". Windows: 13.

Tape-It-Out field card: one room at full size in 12 minutes, no print needed

Pick one room from the table (start with a rectangle). You need: a 25-ft tape measure, a chalk line or a second tape, painter's tape or sidewalk chalk, four objects to hold corners, and two students who can read a tape.

1. Choose the surface first (see the warning below). Blacktop with sidewalk chalk is the safest default. A tiled cafeteria or hallway with low-tack painter's tape is next.
2. Mark corner A. Run the tape along your long side and mark corner B at the room's clear length.
3. Square the corner with 3-4-5: from A measure 3 ft along AB and mark; measure 4 ft from A in the direction of the short side and mark; adjust that second mark until the two marks are exactly 5 ft apart. Now the short side is square. (For big rooms use 6-8-10 or 9-12-15.)
4. Mark corner D at the clear width along the squared short side. Mark corner C by measuring the length from D and the width from B; both must agree.
5. Check the diagonal: measure A to C. It must equal the diagonal in the table. If it is off by more than an inch, the rectangle is not square - fix it before you tape.
6. Snap or tape the four sides. Add the door openings from the plan (width from the door schedule).
7. Set the origin: the inside corner nearest the building's south-west is (0, 0) on the teaching edition; label it so coordinate lessons match the handout.
8. Removal: painter's tape the same day; chalk washes off with a hose.

Gym floor warning: painter's tape can lift the finish coat of a maple gym floor and the repair is a sanding and refinish job. Do not tape a gym floor without the athletic director's sign-off; use dry-erase gym-floor markers or white shoe polish there, and remove the same day.

Rooms with a whole-foot diagonal you can verify with one tape pull:

Room	Clear size	Diagonal (predict, then measure)
Entry	5'-0" x 12'-0"	13'-0"
Primary Bedroom	16'-0" x 12'-0"	20'-0"
Walk-in Closet	8'-0" x 6'-0"	10'-0"
Utility	8'-0" x 6'-0"	10'-0"
Bedroom 3	9'-0" x 12'-0"	15'-0"
Whole footprint	48'-0" x 36'-0"	60'-0"

Running a class on the floor: the station map

The teaching edition prints four numbered stations. Rotate 3-4 students per station, 10 minutes each, four rotations in a 45-50 minute period; the rest of the class works the letter worksheet at desks. 12-16 students on the floor at once is the practical maximum on a plan this size.

Station	Task	Room
1	compound area	Powder
2	perimeter vs area	Dining
3	walk the diagonal	Bedroom 3
4	ADA turning circle	Bath 1

Lessons in the free library that use this plan

Grid the Bedroom, Fraction Floors, Coordinate City, Walk the Hypotenuse, Symmetry Walk, Angle Hunt, Volume Builder, Times-Table Town, Shape Safari, Scale Detective, The Great Divide, Decimal Hallway, Data Walk, The Work

Triangle, Roll the Route: ADA Clearance Study, The Circuit Walk, The Cut List, Walk the Plot, Build-a-Map, The Energy Envelope. All 75 lessons: **bigfloorplans.com/lesson-plans** — search by standard code at bigfloorplans.com/lesson-plans-standards.

Standards referenced on this plan

2010 ADA Standards 304.3.1, 3.MD.C.7d, 4.MD.C.6, 5.NBT.A.3, 8.G.A.4, 8.G.B.8, CCSS 3.MD.D.8, CCSS 4.NF.C.6, CCSS 6.G.A.1, CCSS 6.RP.A.3c, CCSS 7.G.A.1, CCSS 7.RP.A.3, CCSS 8.G.B.7, CCSS 8.NS.A.2, IRC R307.1, NKBA Guideline 6

Credit line (the only condition of the licence)

"BFP-TP-01 The Teaching House" by Big Floor Plans, licensed under CC BY 4.0. Source: https://www.bigfloorplans.com/sample-plans. Keep the credit visible wherever the plan appears, and note it if you changed anything.

Big Floor Plans prints floor plans at true 1:1 scale for design review and for classrooms. $0.45 per printed square foot, $100 minimum, shipping quoted separately. Questions: estimating@bigfloorplans.com · 937-901-3402.

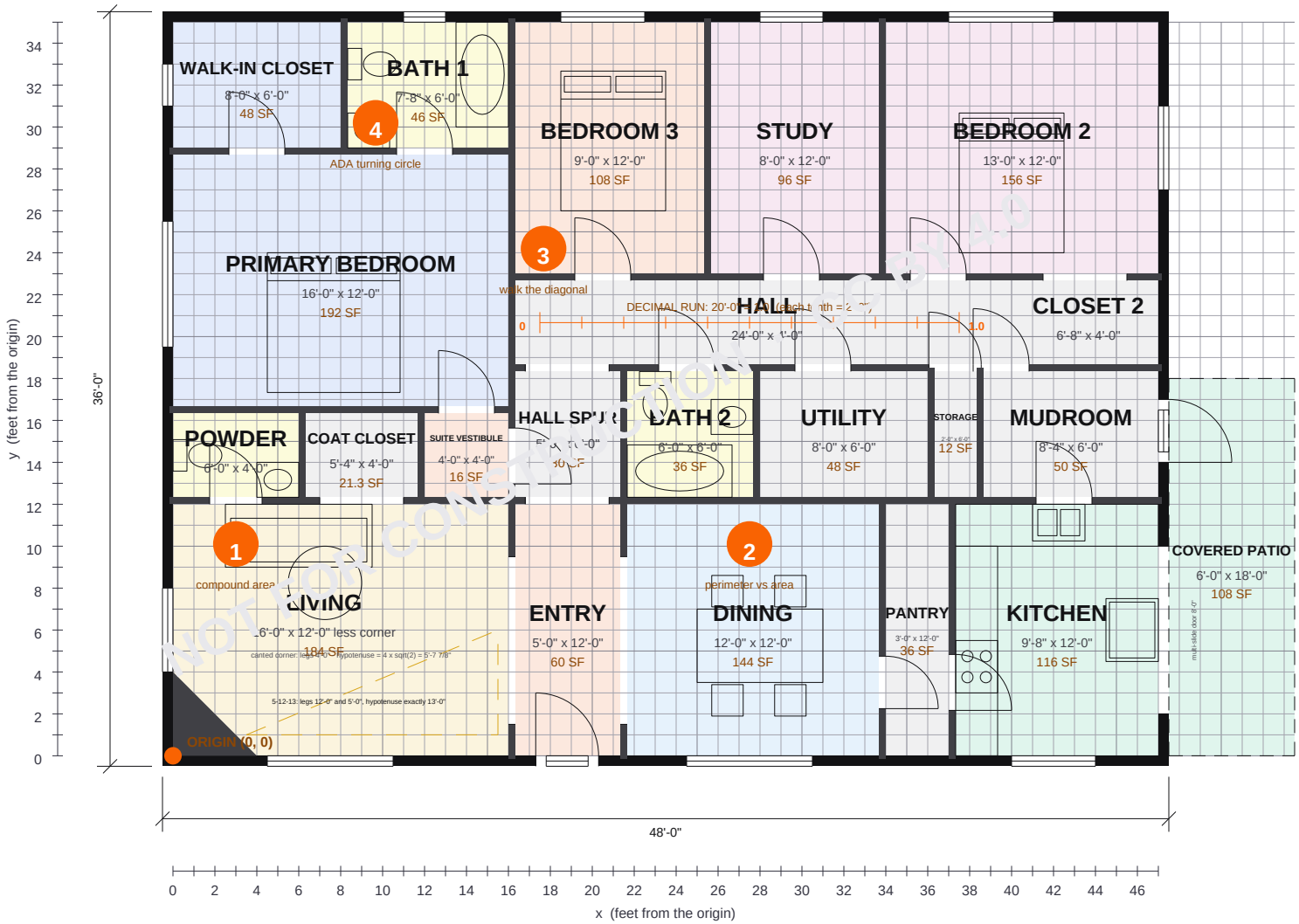

BIG FLOOR PLANS · SAMPLE TEACHING PLAN

BFP-TP-01 The Teaching House

SCALE 1/8"=1'-0" (1:96)

Bar = 1.25 in at 100%

NOT A CONSTRUCTION DOCUMENT

Instructional drawing - not for permitting or building.

TEACHING EDITION (grid, axes, areas)

Residential · K-8 measurement, geometry, data and accessibility

0 10 ft

12" at scale

"BFP-TP-01 The Teaching House" by Big Floor Plans, CC BY 4.0. bigfloorplans.com/sample-plans

Walk-pace only on a printed floor. No running.

N

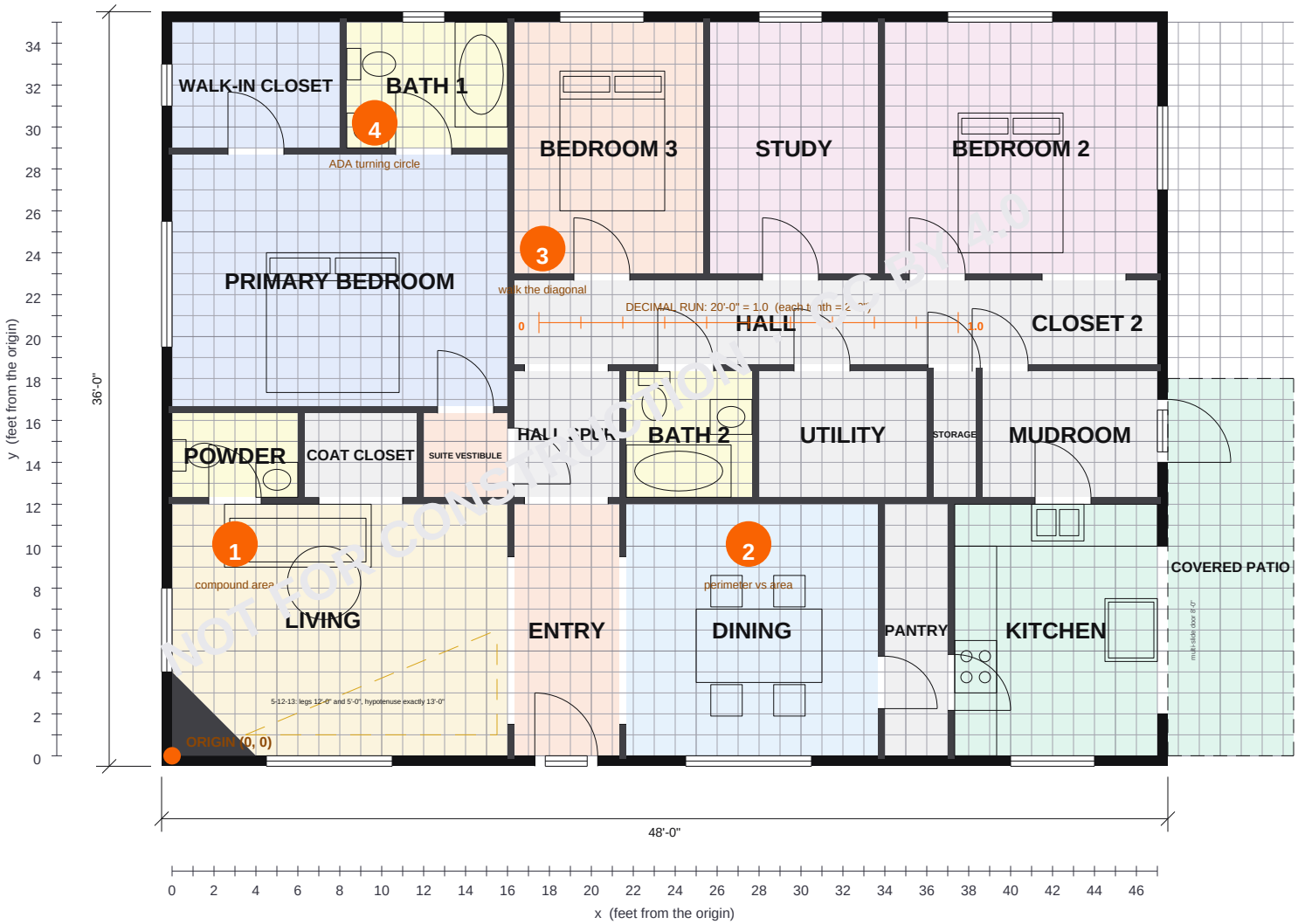

BIG FLOOR PLANS · SAMPLE TEACHING PLAN

BFP-TP-01 The Teaching House

SCALE 1/8"=1'-0" (1:96)

Bar = 1.25 in at 100%

NOT A CONSTRUCTION DOCUMENT

Instructional drawing - not for permitting or building.

N

STUDENT WORKSHEET EDITION (grid, axes - no dimensions: you measure)

Residential · K-8 measurement, geometry, data and accessibility

0 10 ft

12" at scale

"BFP-TP-01 The Teaching House" by Big Floor Plans, CC BY 4.0. bigfloorplans.com/sample-plans

Walk-pace only on a printed floor. No running.

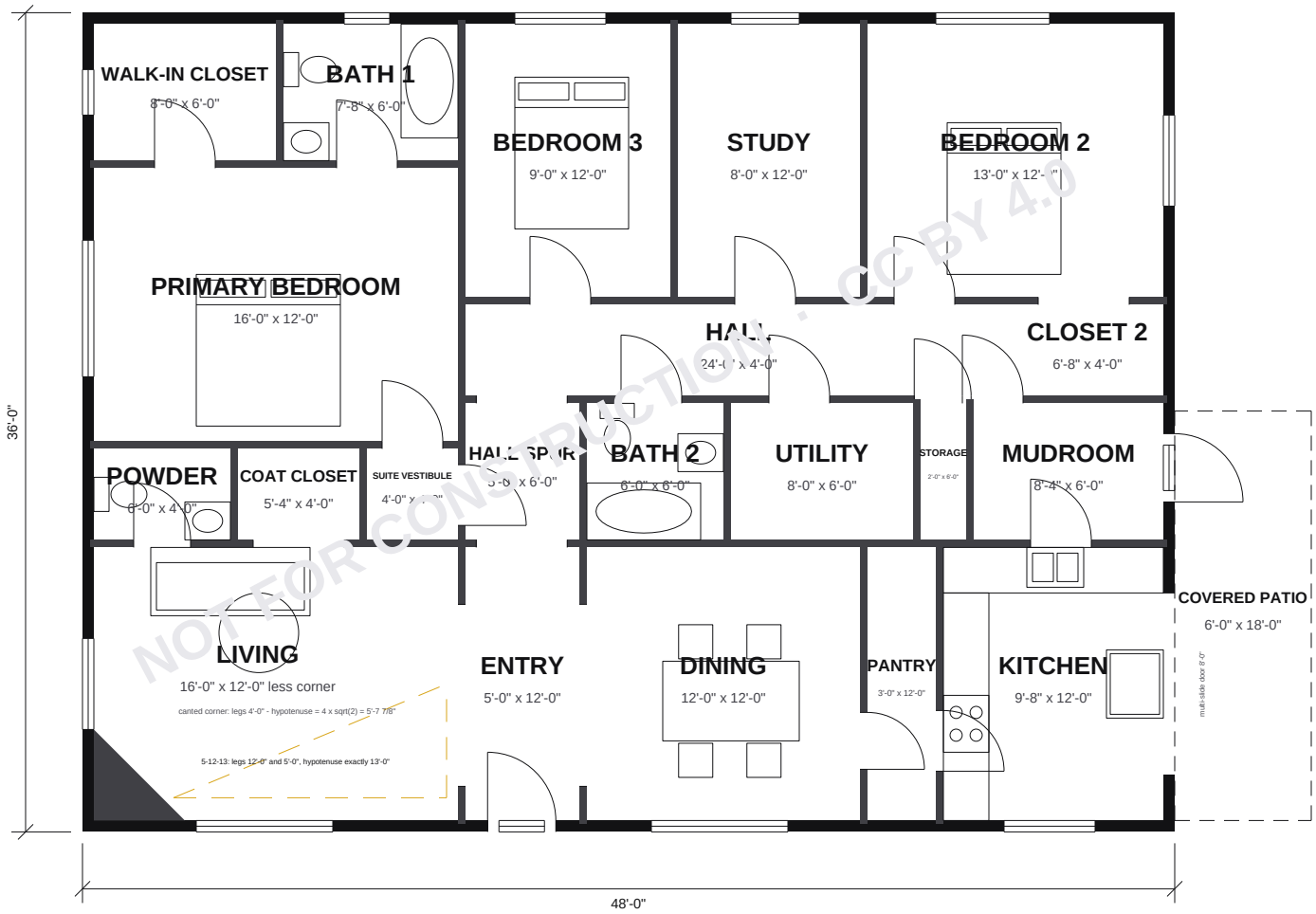

NOT FOR CONSTRUCTION · CC BY 4.0

BIG FLOOR PLANS · SAMPLE TEACHING PLAN

BFP-TP-01 The Teaching House

SCALE 1/8"=1'-0" (1:96)

Bar = 1.25 in at 100%

NOT A CONSTRUCTION DOCUMENT

Instructional drawing - not for permitting or building.

CLEAN EDITION

Residential · K-8 measurement, geometry, data and accessibility

0 10 ft

12" at scale

"BFP-TP-01 The Teaching House" by Big Floor Plans, CC BY 4.0. bigfloorplans.com/sample-plans

Walk-pace only on a printed floor. No running.

N

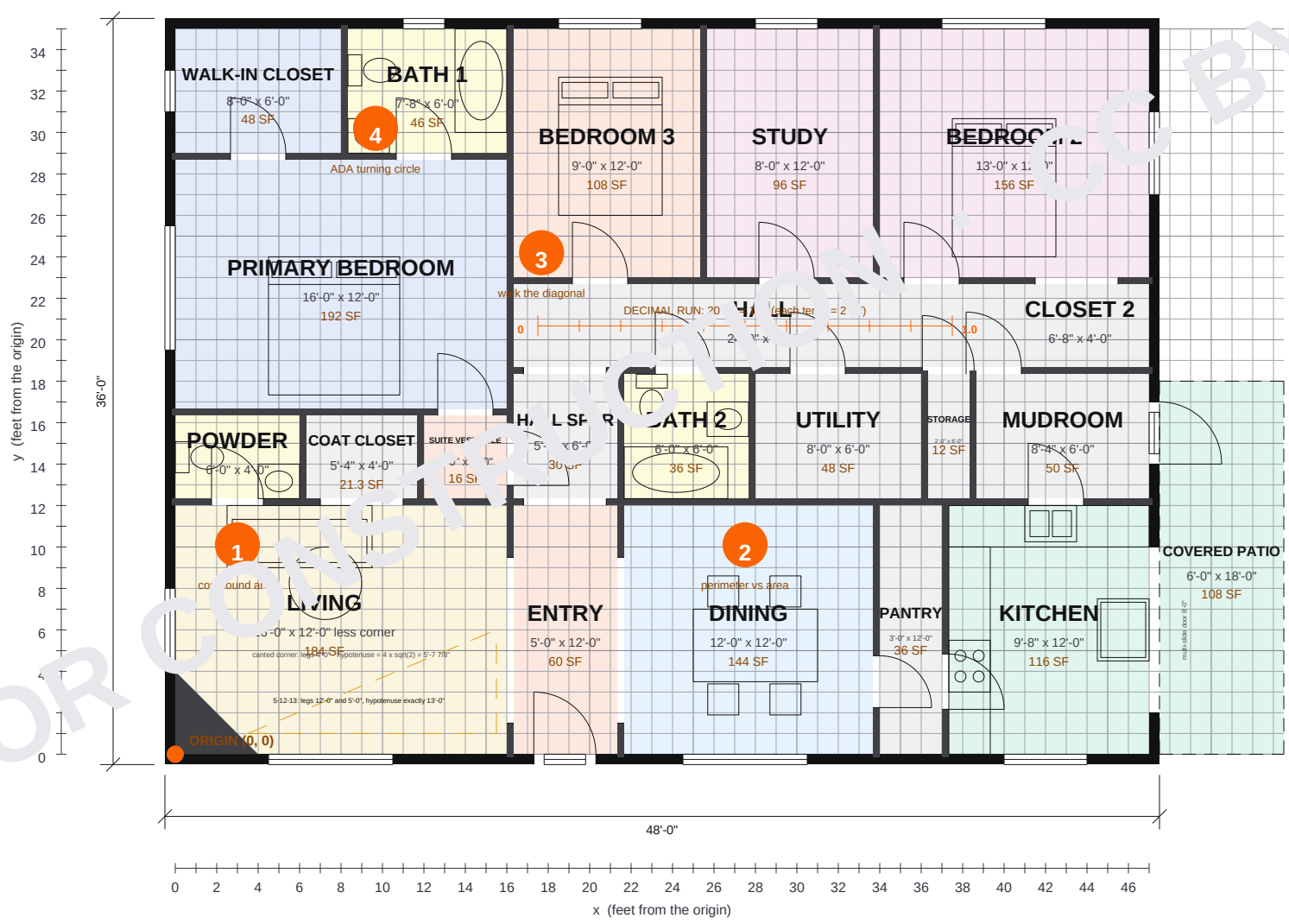

NOT FOR CONSTRUCTION · CC BY 4.0

BIG FLOOR PLANS · SAMPLE TEACHING PLAN

BFP-TP-01 The Teaching House

SCALE 1/8"=1'-0" (1:96)

NOT A CONSTRUCTION DOCUMENT

Drawn at 1 plan inch = 96 finished inches. The stamped, not measured, 1.25 in/ft permitting set is 100%.

TEACHING EDITION (grid, axes, areas)

Residential · K-8 measurement, geometry, data and accessibility · footprint 48'-0" x 36'-0" · gross 1,728 SF

0 10 ft

12" at scale

"BFP-TP-01 The Teaching House" by Big Floor Plans, CC BY 4.0. bigfloorplans.com/sample-plans

Walk-pace only on a printed floor. No running.

N

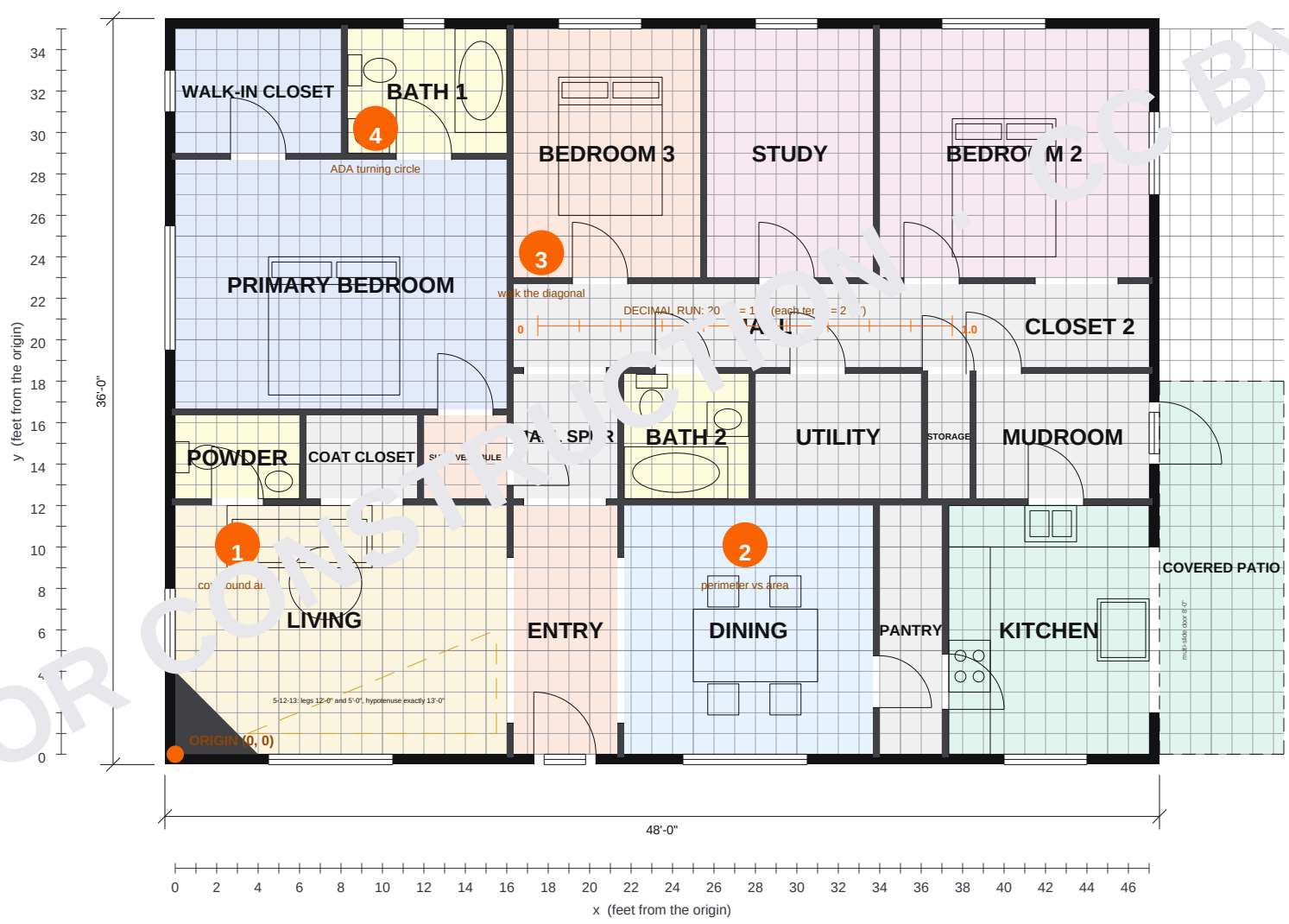

NOT FOR CONSTRUCTION · CC BY 4.0

BIG FLOOR PLANS · SAMPLE TEACHING PLAN

BFP-TP-01 The Teaching House

SCALE 1/8"=1'-0" (1:96)

Drawn at 1 plan inch = 96 floor inches. Hand-drawn, not measured. Scale is correct when printed at 100%.

NOT A CONSTRUCTION DOCUMENT

STUDENT WORKSHEET EDITION (grid, axes - no dimensions: you measure)

Residential · K-8 measurement, geometry, data and accessibility · footprint 48'-0" x 36'-0" · gross 1,728 SF

0 10 ft 12" at scale

"BFP-TP-01 The Teaching House" by Big Floor Plans, CC BY 4.0. bigfloorplans.com/sample-plans

Walk-pace only on a printed floor. No running.

N

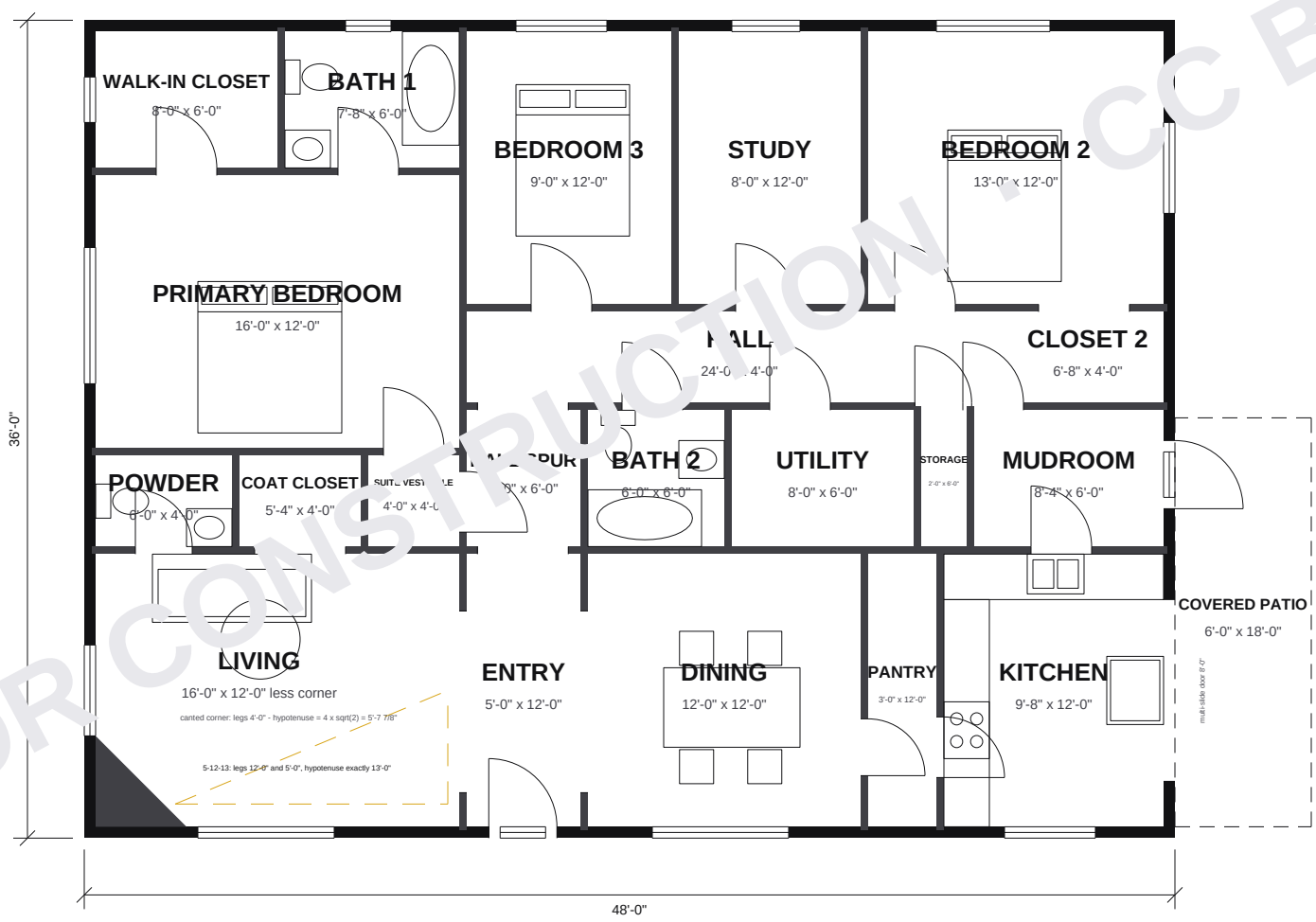

NOT FOR CONSTRUCTION · CC BY 4.0

BIG FLOOR PLANS · SAMPLE TEACHING PLAN

BFP-TP-01 The Teaching House

SCALE 1/8"=1'-0" (1:96)

Drawn at 1 plan inch = 96 finished inches. Tested at 100%, not measure 1.25 for permitting.

NOT A CONSTRUCTION DOCUMENT

Insulation, finishes, and structure are not shown. Verify all dimensions before ordering materials.

CLEAN EDITION

Residential · K-8 measurement, geometry, data and accessibility · footprint 48'-0" x 36'-0" · gross 1,728 SF

0 10 ft

1" = 12" at scale

"BFP-TP-01 The Teaching House" by Big Floor Plans, CC BY 4.0. bigfloorplans.com/sample-plans

Walk-pace only on a printed floor. No running.

N

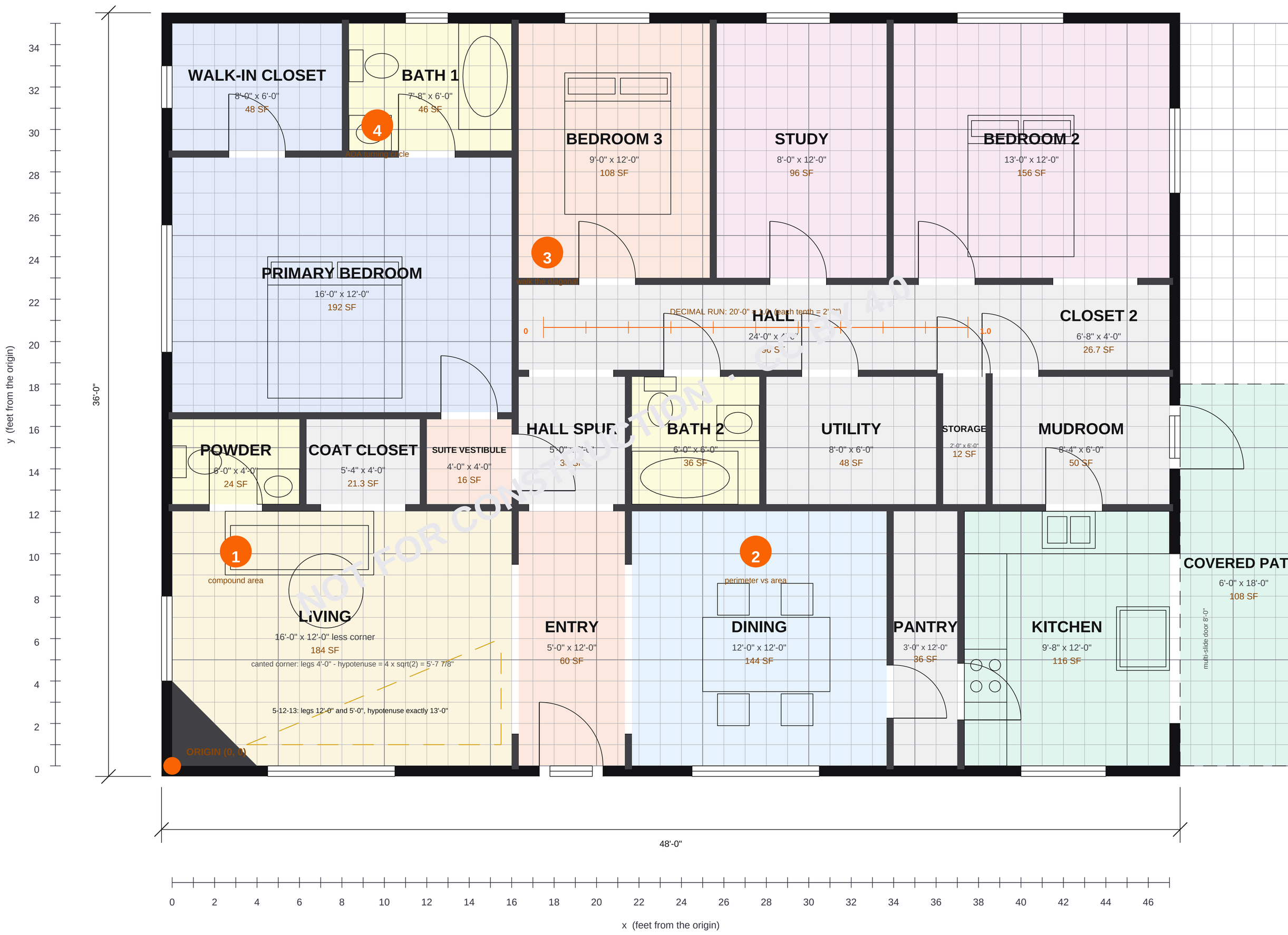

BIG FLOOR PLANS · SAMPLE TEACHING PLAN

BFP-TP-01 The Teaching House

TEACHING EDITION (grid, axes, areas)
Residential · K-8 measurement, geometry, data and accessibility · footprint 48'-0" x 36'-0" · gross 1,728 SF

SCALE 3/8"=1'-0" (1:32)
Drawn at 1 plan inch = 32 sheet inches. The bar above must measure 3.75 in when printed at 100%.

0 — 10 ft
12" at scale

NOT A CONSTRUCTION DOCUMENT
Instructional drawing. Not stamped, not engineered, not for permitting or building.

"BFP-TP-01 The Teaching House" by Big Floor Plans, CC BY 4.0. bigfloorplans.com/sample-plans
Walk-pace only on a printed floor. No running.

N

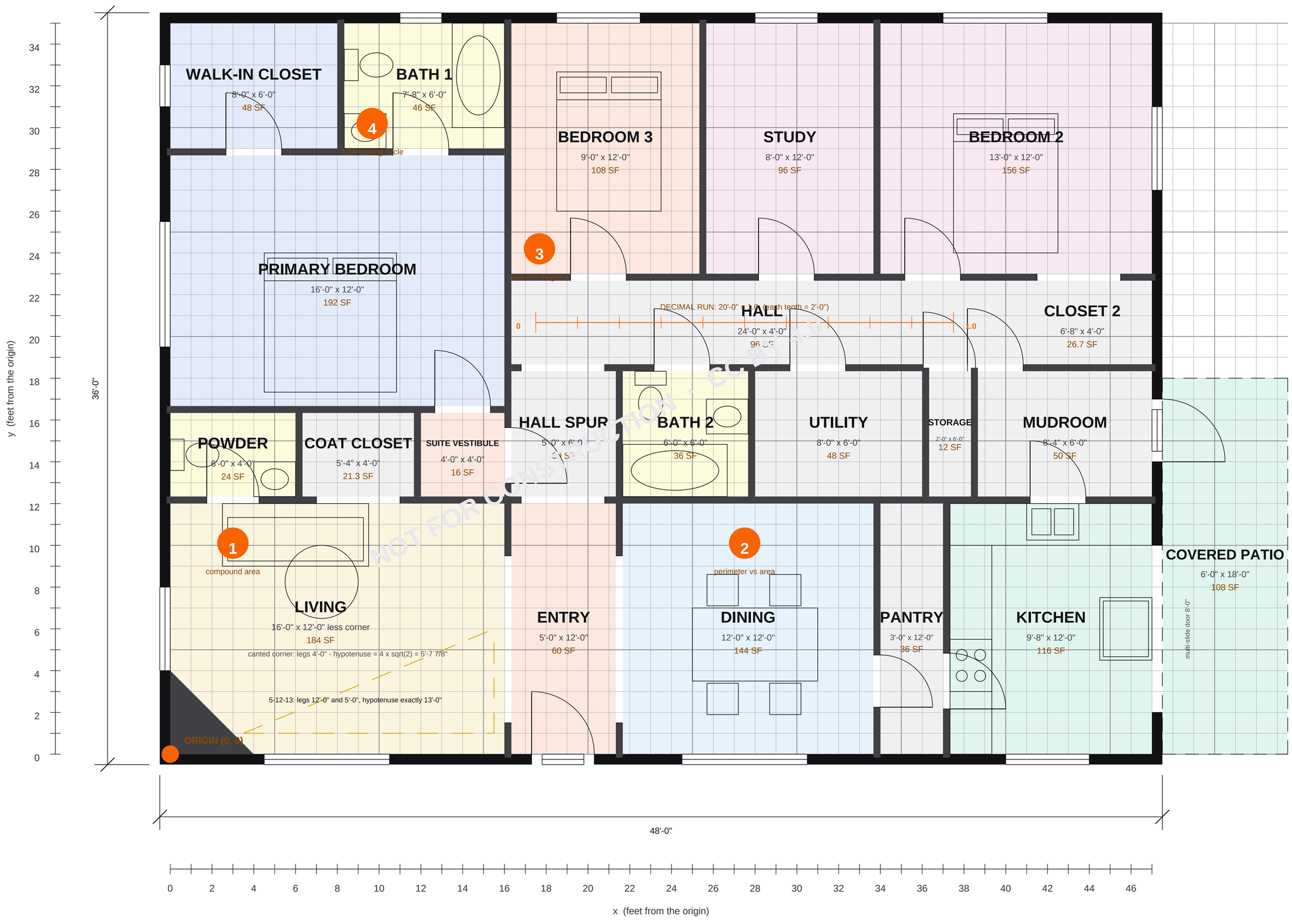

BIG FLOOR PLANS · SAMPLE TEACHING PLAN

BFP-TP-01 The Teaching House

TEACHING EDITION (grid, axes, areas)
Residential · K-8 measurement, geometry, data and accessibility · footprint 48'-0" x 36'-0" · gross 1,728 SF

SCALE 1/2"=1'-0" (1:24)
Drawn at 1 plan inch = 24 sheet inches. The bar above must measure 5 in when printed at 100%.

0 — 10 ft — 12" at scale

NOT A CONSTRUCTION DOCUMENT
Instructional drawing. Not stamped, not engineered, not for permitting or building.

"BFP-TP-01 The Teaching House" by Big Floor Plans, CC BY 4.0. bigfloorplans.com/sample-plans
Walk-pace only on a printed floor. No running.

N

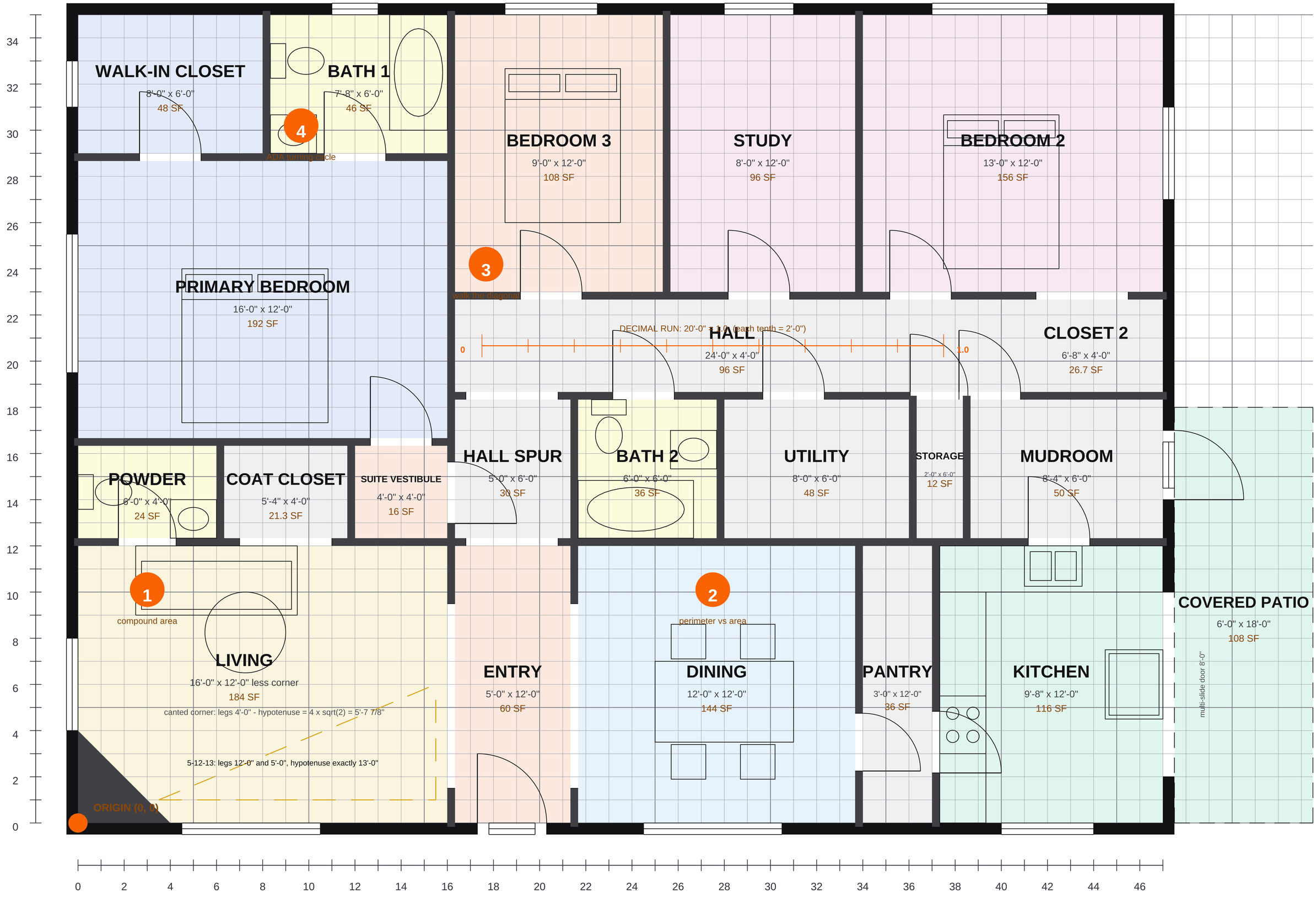

BFP-TP-01 THE TEACHING HOUSE - TEACHING EDITION - BIG FLOOR PLANS SAMPLE TEACHING PLAN - CC BY 4.0

NOT A CONSTRUCTION DOCUMENT. Instructional drawing: not stamped, not engineered, not for permitting or building. WALK ONLY ON THIS FLOOR - NO RUNNING. This file is drawn at 1:4: print at 400% for true size, footprint 48'-0" x 36'-0".

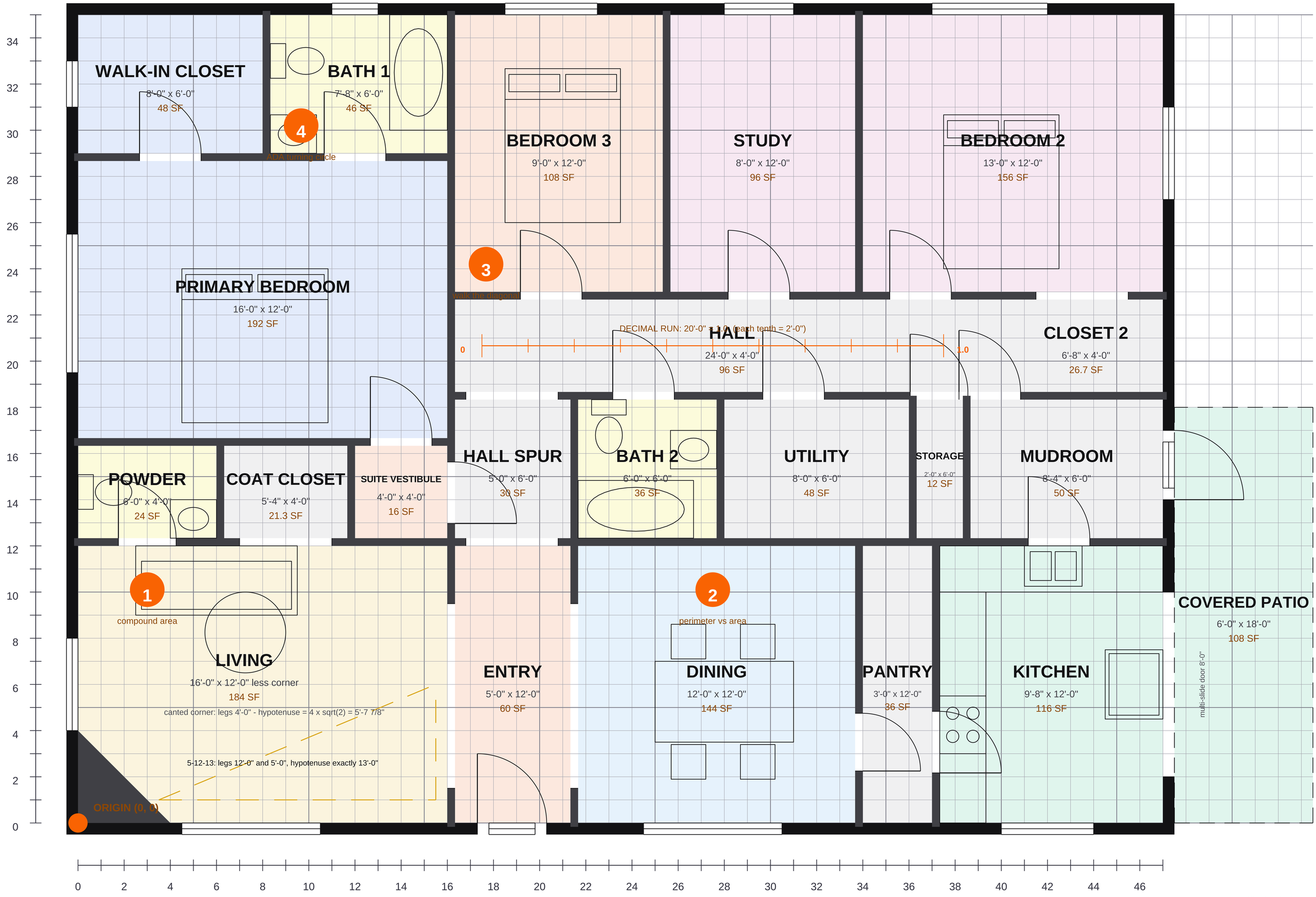

BFP-TP-01 THE TEACHING HOUSE - TEACHING EDITION - BIG FLOOR PLANS SAMPLE TEACHING PLAN - CC BY 4.0

NOT A CONSTRUCTION DOCUMENT. Instructional drawing: not stamped, not engineered, not for permitting or building. WALK ONLY ON THIS FLOOR - NO RUNNING. This file is drawn at 1:4: print at 400% for true size, footprint 48'-0" x 36'-0". /UserUnit set: Acrobat shows this page at true size.

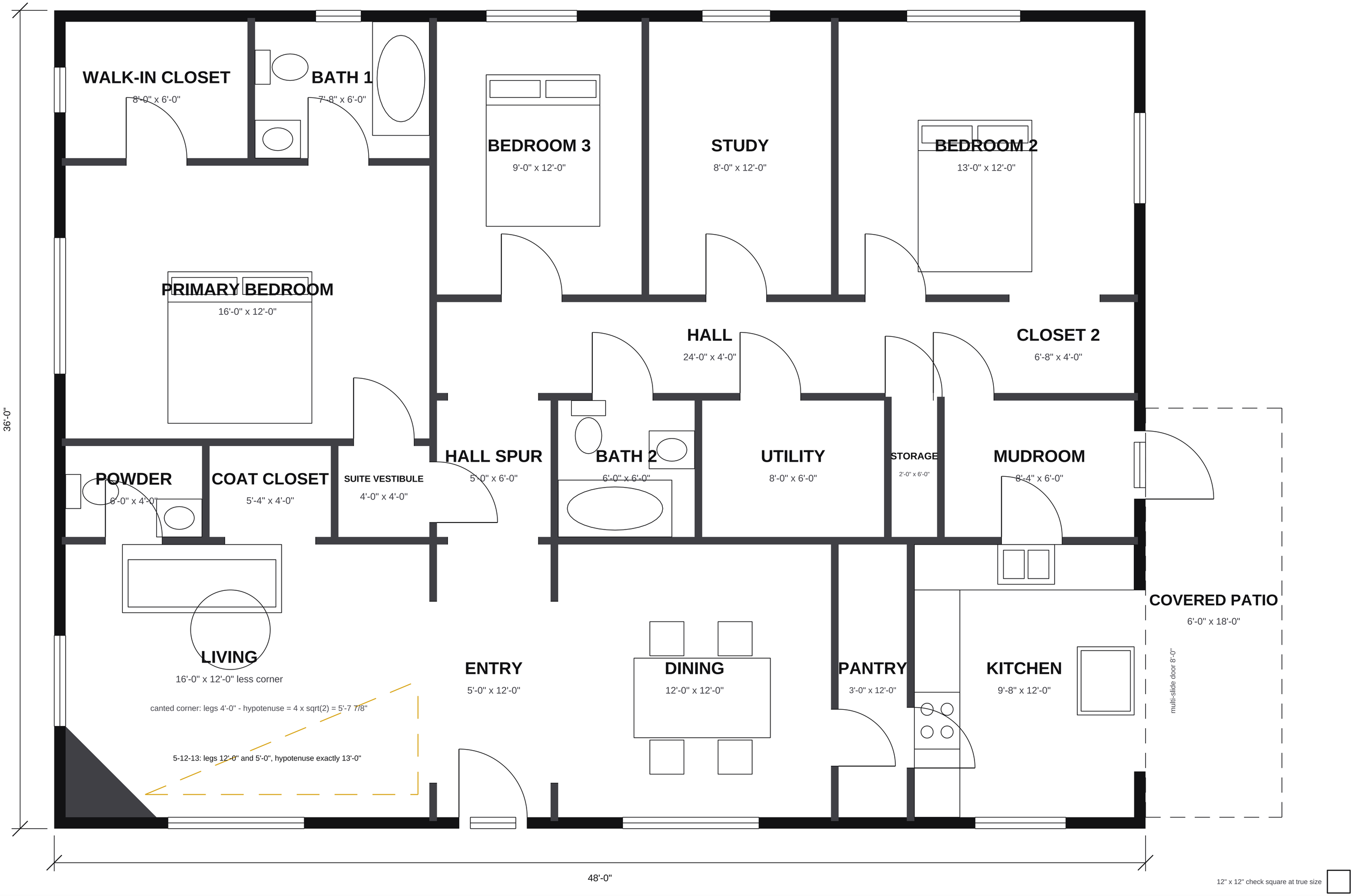

BFP-TP-01 THE TEACHING HOUSE - CLEAN EDITION - BIG FLOOR PLANS SAMPLE TEACHING PLAN - CC BY 4.0

NOT A CONSTRUCTION DOCUMENT. Instructional drawing: not stamped, not engineered, not for permitting or building. WALK ONLY ON THIS FLOOR - NO RUNNING. This file is drawn at 1:4: print at 400% for true size, footprint 48'-0" x 36'-0".

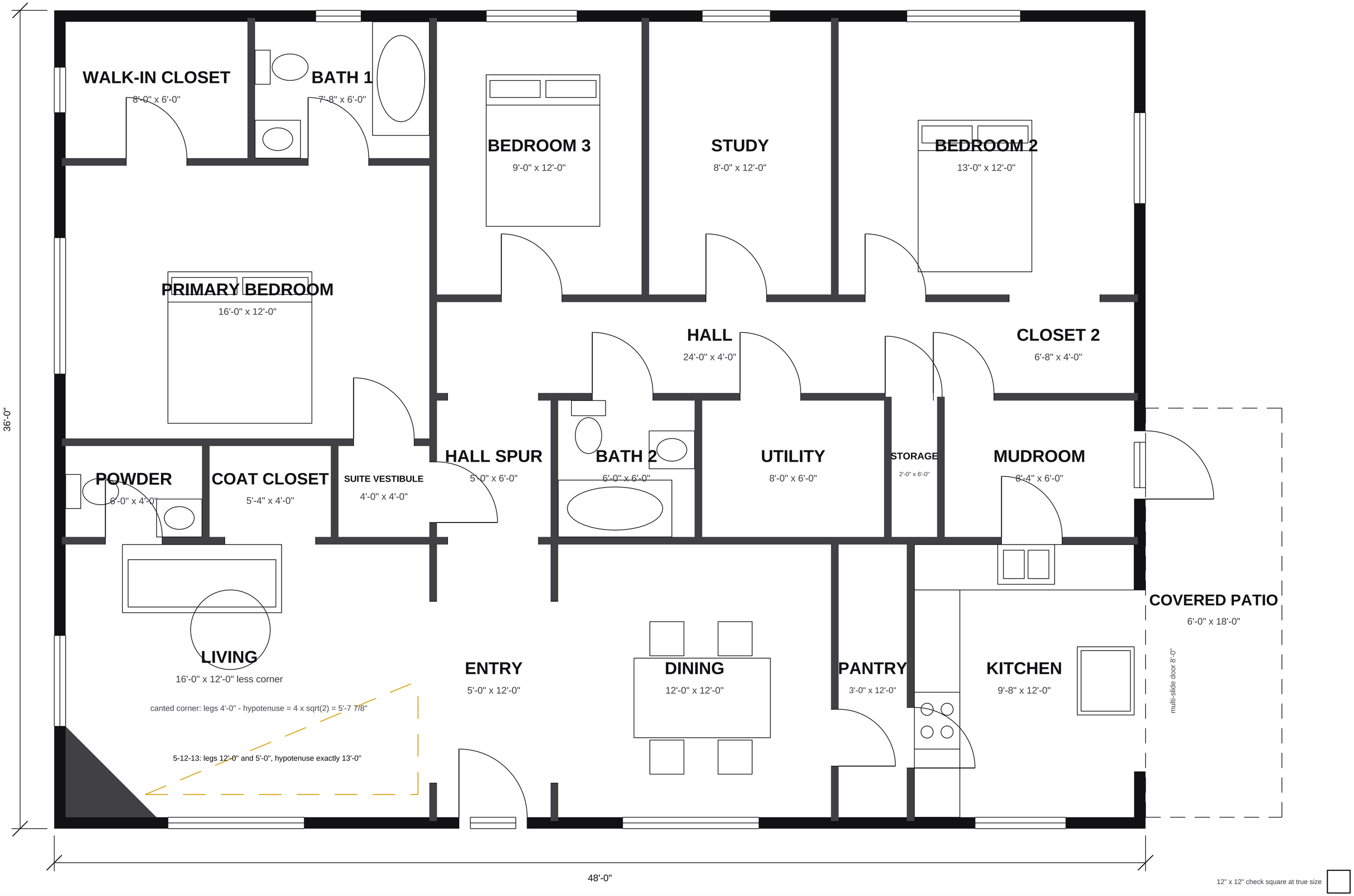
WALK-IN CLOSET
8'-0" x 6'-0"
BATH 1
7'-8" x 6'-0"
BEDROOM 3
9'-0" x 12'-0"
STUDY
8'-0" x 12'-0"
BEDROOM 2
13'-0" x 12'-0"
PRIMARY BEDROOM
16'-0" x 12'-0"
HALL
24'-0" x 4'-0"
CLOSET 2
6'-8" x 4'-0"
36'-0"
POWDER
6'-0" x 4'-0"
COAT CLOSET
5'-4" x 4'-0"
SUITE VESTIBULE
4'-0" x 4'-0"
HALL SPUR
5'-0" x 6'-0"
BATH 2
6'-0" x 6'-0"
UTILITY
8'-0" x 6'-0"
STORAGE
2'-0" x 6'-0"
MUDROOM
8'-4" x 6'-0"
COVERED PATIO
6'-0" x 18'-0"
LIVING
16'-0" x 12'-0" less corner
canted corner: legs 4'-0" - hypotenuse = 4 x sqrt(2) = 5'-7 7/8"
5-12-13: legs 12'-0" and 5'-0", hypotenuse exactly 13'-0"
ENTRY
5'-0" x 12'-0"
DINING
12'-0" x 12'-0"
PANTRY
3'-0" x 12'-0"
KITCHEN
9'-8" x 12'-0"
multi-slide door 8'-0"
48'-0"
12" x 12" check square at true size